

AGILITY TRIAL SAFETY PROCEDURES

Clark County Events Center

Updated 1/18/21



As we continue to navigate through all the changes and requirements to hold agility trials together, I want to take a moment to express my deepest gratitude to all of you for your generosity and support. You all mean more to me than I can put in words. Thank you from the bottom of my heart.

The following set of rules and guidelines were constructed using CDC, Washington State and AKC guidelines for the safety of our officials, volunteers and exhibitors.

As requirements of authorities and/or clubs change in response to new information, then these guidelines may be modified. Please make sure you download the latest version so you know what to expect on your trial day.

Participants must be responsible for their personal hygiene and health. **If you are not feeling well, please stay home.**

Hand sanitizing stations will be available inside the Arena and in the Horse Stall building. Individuals must be responsible for maintaining social distancing for themselves and their dogs in the building, in the dog walking areas, crating areas and parking lots. **Participant will be asked to leave if they do not follow club listed procedures or requests from trial officials while on the property.**

No outside spectators are allowed at these trials. Only Exhibitors plus one additional person (spouse, significant other, friend, family member) are allowed at this event. Be aware that you will be expected to show your dog and then exit the building (unless you have inside crating). Please do not remain in the arena after you have run your dog.

At the arena Sign-In entrances you will have your temperature taken and recorded. You will be given a wristband to be worn that will indicate to the gate stewards that your team has been cleared to be in the building and run your dog. This is also the indication that you may be in the arena. Those without wristbands will be asked to leave.

Additional safety precautions are listed below:

1. Crating

- Arena doors will remain open for maximum ventilation.
- Crating spaces must be at least 6 ft apart, except for household groups of exhibitors and dogs.
- Face coverings – It is Mandatory that face coverings be worn when inside the building. Cloth face coverings must also be worn outside when you are unable to keep socially distanced. **Face Shields are not allowed in Washington.** Washington allows only 5 people to a group inside or outside so be aware of this rule as you go through the day.
- Feel free to bring a popup tent and crate in the Children's Park shown in the photo below. Or crate in your vehicles. Crating inside the arena building will be limited and drawn from a list of

workers. The hallways in the Horse Stall building are available for crating (see page 6). The fairgrounds speaker system reaches the horse stall building. We will use this to make announcements throughout the day.

- No heaters are allowed in the Horse Stall Building.
- No propane heaters in the Arena building.
- No crating along the arena walls opposite the restrooms and office.

2. Course Maps will **not** be printed for exhibitors

- Course maps will be posted in multiple locations for exhibitors to take a photo
- We will also email course maps each night after 6pm for the next day.
- We will be using the Agility Gate app and maps should also be posted there.

3. Center Ring

- Sanitation stations will be provided at strategic locations with hand sanitizer and cleaning supplies
- No spectator chairs allowed in the center area between the rings.
- Participants must maintain 6' social distancing as much as possible.
- The Agility Gate App will be used at these trials. Please check in using this free app. Additional info regarding this app will be sent with trial confirmation letters. The Gate Steward will check you in if you have not been able to use the app. You can follow the ring progress on the App to help you know when to come into the ring.
- The Check In entrances to the arena will be the middle doors on both the North and South sides of the building to get your wristband. Other entrances to the arena after getting the wristband are in the middle of the arena building on both sides. There are multiple exits. Do Not enter the exits and do not exit the entrances. See diagram on page 4.
- Main Entrance to the ring area will be from the RV side of the arena, as shown on page 5. Monitors with the Agility Gate App will only be set at this main entrance.
- Exit the ring area opposite the entrance. For convenience you may also enter this gate but give right of way to those exiting. Also see page 5.
- Swinging gates will not be utilized at the ring entrance/exit. Chutes will be used to eliminate a tough point.

4. Dog Measuring – measuring will only be completed by a VMO, if one is available.

- No measurements will be done by the judge of record.
- VMOs may choose to not measure dogs. If the VMO does decide to conduct measuring, the measuring devices and table will be sprayed/wiped down between each dog.
- VMO will sanitize hands between each dog.
- The VMO will be wearing a face covering, so please practice with your dog having a person wearing mask around them.

5. Award area

- Results will be posted on a wall/fence or other easily accessible location – participants may take a photo of their results. Remember to keep social distancing while you wait your turn.
- Ribbons will be available for pickup in the designated award area.
- A hanging pocket organizer will be mounted in the award area where your results sticker will be placed. Each exhibitor will have their own designated pocket with your name on it. Take your sticker at your convenience but remember the 6 foot distancing.

6. Walk-Thrus

- Walk-thru – Again, it is now Mandatory that exhibitors wear cloth face coverings inside the building, which includes the walk-thrus.
- To maintain 6' distance we will have smaller walk thru groups of no more than 20 exhibitors in the ring at a time.

7. Running the Course

- To help exhibitors maintain 6 ft distance when preparing to run, markers will be placed outside the ring near the in-gate to designate the proper spacing.
- Only the next **THREE** teams to run will be allowed in the **CENTER** area.
 - #1 is in the ring
 - #2 is at the in-gate
 - #3 is at the next social distance marker
 - #4 is just outside center area ready to come in
- Exhibitors are now **REQUIRED** to wear a cloth face covering at all times, even when running.
- LEASH** - exhibitor can choose to carry the leash in their pocket, but it must fit fully inside the pocket. It is also allowed for the exhibitor to “wear” the leash around your waist or crossbody. Note that should the dog take hold of the leash at any time while on the course, the result will be an “E”.

8. Bathrooms

- Main doors will be blocked open
- Bathrooms will have proper hand washing equipment and will be cleaned throughout the day.
- Additional Restrooms available near the Children’s Park

9. Hospitality

- The Fairgrounds is trying to find a replacement food vendor. Currently **NO** food will be available on site. Please plan to bring your own food.
- Sorry, we will not be providing hospitality food items and also ask that you do **NOT** bring MACH/PACH cakes at this time.

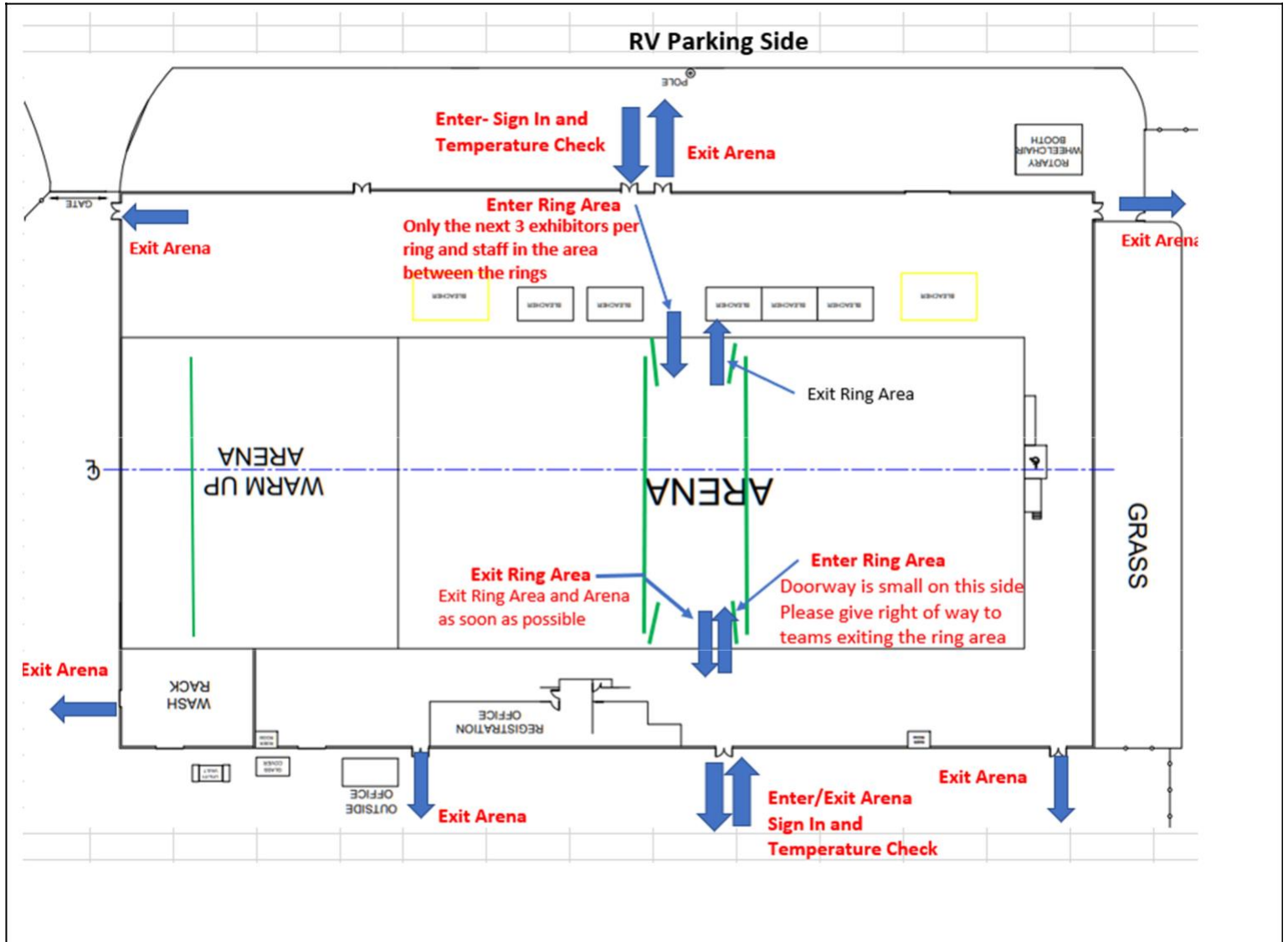
10. Workers

- It is Mandatory that all ring workers wear a cloth face covering
- Leash runners must use “grab it tool” to pick up leashes. Grab it tool to be wiped down after each worker.
- There will be cleaning supplies for chairs, tables and leash grabber. Wipe these items down when you are going to use them.
- Scribe and Timer should sit at the ends of the table providing 6 ft between them.
- Scribe sheets will only be touched by scribe who will place them in a special container and scorers will be their own scribe runners so there is minimal number of people handling trial paperwork.
- We will have two containers for Gate & Scribe pens, one labeled clean and one labeled used. Used ones will be cleaned throughout the day for reuse.
- Tables and chairs will be wiped down between change of workers.

11. Judge Table

- Judges will each have a table next to the secretary area and will be spaced to give 6’ between each judge. For safety, **NO EXHIBITOR** is allowed in this location.
- Judges must wear a cloth face covering when inside the building.

Arena and Ring Entrance/Exit



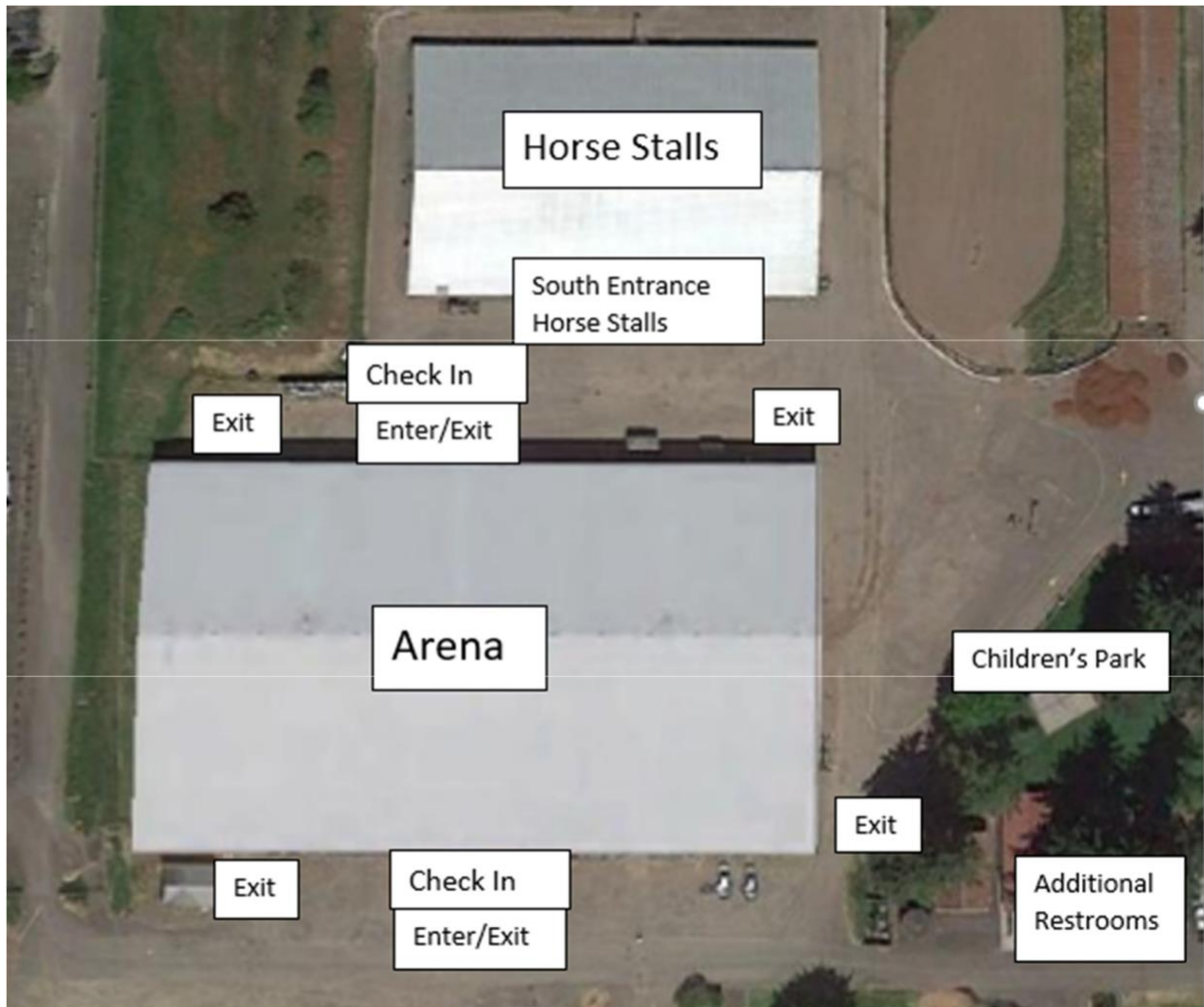
Sign In and Temperature Check will be located at both center entrance doors inside the arena.

Entrances to the arena after obtaining the wristband at check-in are shown above. One entrance on the North and South side of the arena. Bring your dog into the building with 6-7 dogs before your run so that you have time to walk around the ring if necessary.

The main entrance to the Ring area will be from the RV side of the building. You may also exit this side. Follow the signs for enter and exit space. Television screens will be available to help you keep track as well as the Agility Gate App. Gate Stewards will release you into the center area.

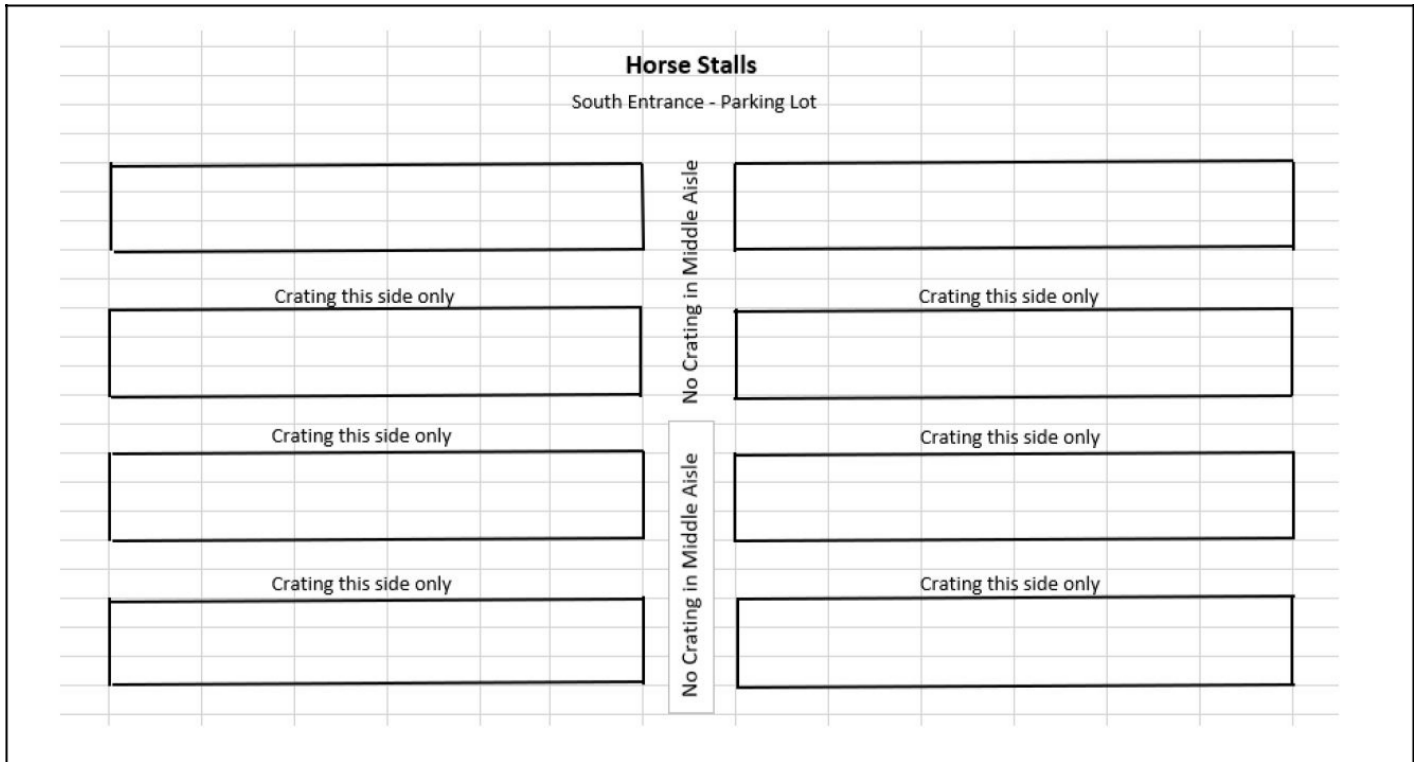
Remember, this is to be a show and go. Leave the center area as quickly as you can, exiting out the North side of the rings.

Ariel View of Arena and Horse Stall Buildings



The entrances and exits to the arena are shown above. Do not enter through the exit doors. It is your responsibility to utilize the correct doors. They will be marked to help you. Hand Sanitizer stations will be near the entrances for both buildings as well as distributed around the Arena area.

Horse Stall Diagram



No crating in the middle aisle to allow for traffic in and out.

Crate only on one side of the aisleways as shown to allow for people to pass safely.

Leave 6 feet minimum distance between each set up. Remember that there are others that may need crating space too. Please only use the amount of space you will need.

We look forward to a fun weekend of agility for all of us. Help us keep agility available at the Clark County Event Center by following the rules.

NO COOKING OR ELECTRICAL APPLIANCES ARE ALLOWED IN THE STALL BARN